
笔记本
LED大屏
Kommander

KYSTAR
欢迎使用

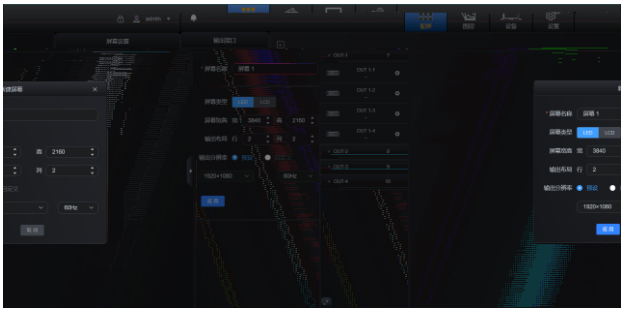

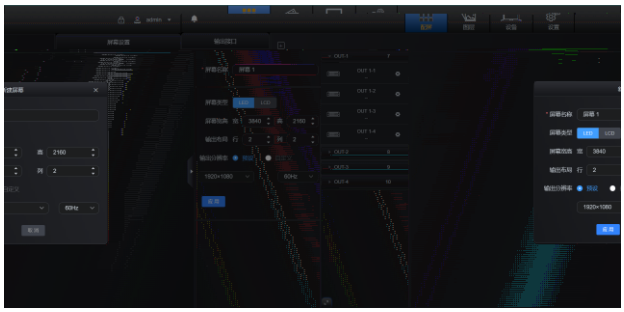

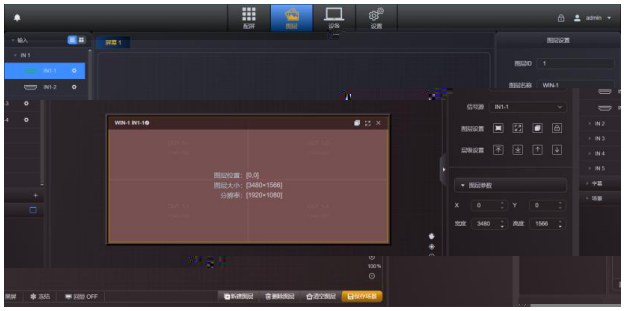

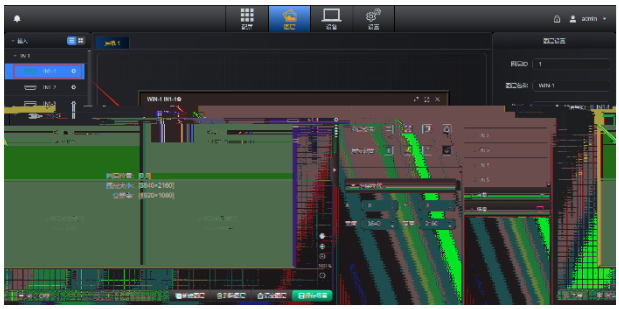

开机场景：
1 开屏画
1
开屏画面
2
中场画面
3
广告画面
4
收尾画面
5
致谢画面
重命名
复制场景
删除场景
设置为开机场景

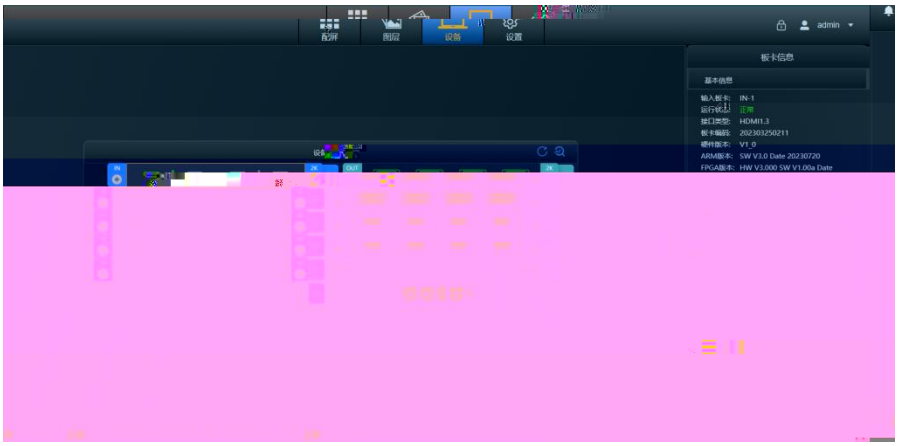

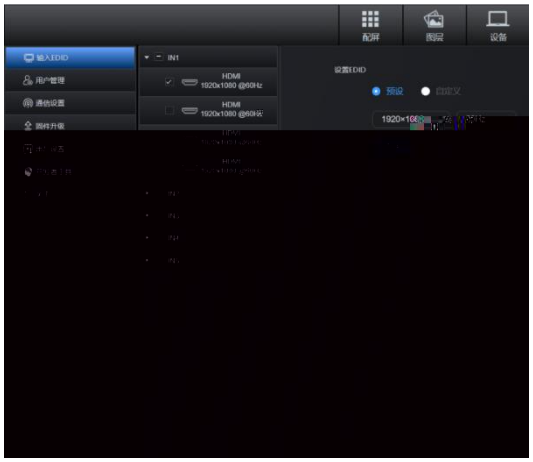
配屏
图层
设备
输入EDID
用户管理
通信设置
固件升级
IN1
HDMI
1920x1080 @60Hz
HDMI
1920x1080 @60Hz
设置EDID
预设
自定义

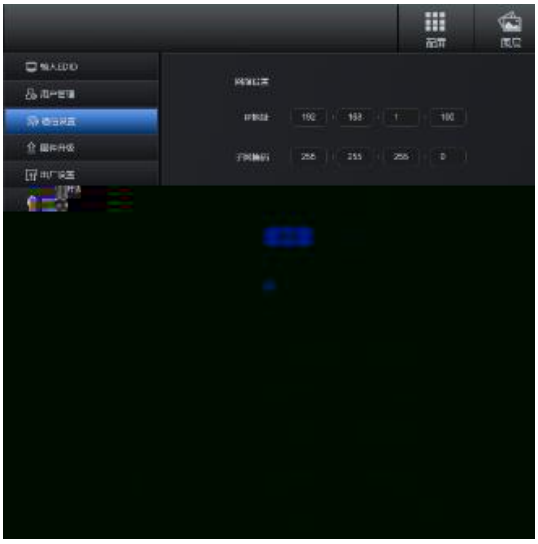
配屏
图层
输入EDID
用户管理
通信设置
固件升级
用户设置
网络设置
IP地址
192
168
1
100
子网掩码
255
255
255
0

dr mk

- . 1 1

份